

Swimming Pool Heating using Geothermal Source VRF Heat-Pump in Morocco Part 2 (Boiler Replacement ROI Calculation)

Karime MAROUF¹, Said HACHIMI²

^{1,2}*Applied Thermodynamics and Solid Fuels, Mohammedia School of Engineering, University Mohammed V, Rabat Morocco.*

¹karime.marouf@gmail.com, ²hachimis@yahoo.com

Date of Submission: 27th March 2023 Revised: 25th May 2023 Accepted: 18th June 2023

How to Cite: Karime MAROUF and Said HACHIMI (2023). Swimming Pool Heating using Geothermal Source VRF Heat-Pump in Morocco. Part. 2 (Boiler Replacement ROI Calculation). *International Journal of Applied Engineering Research* 5(2), pp.28-33.

Abstract - Faced with the challenges of the rapid increase in energy consumption in Morocco, where more than 95% of energy needs are imported from outside, energy efficiency has become one of the key issues in all areas of activity. In the latter, the energy needs are very varied and the heating systems represent a significant part of the electricity consumption. According to the AMEE [1], Morocco has set itself the goal of achieving energy savings of 15% by 2030, through the implementation of an energy efficiency plan in the various economic sectors. This is particularly the heating systems.

To respond to this situation, we replaced a gas boiler system with ground source VRF (variable refrigerant flow) heat pump mixed with aerothermal VRF for heating an outdoor swimming pool in Rabat (Morocco). The objective of this article is to analyze the electrical consumption of the new installation and define the real ROI based on two years running of this pilot site.

Keywords-- Swimming pool heating, very low enthalpy geothermal energy, VRF, Geothermal, Aerothermal, Electricity consumption, ROI.

INTRODUCTION

Morocco is an energy importing country because it has virtually no natural resources to meet its energy needs.

Over the past decade, the country's energy needs have increased significantly. This is mainly due to the industrialization of the country and the good global economic dynamics.

In view of these elements, the exploitation of geothermal resources in Morocco allows the production of thermal energy in a sustainable way for the heating of swimming pools.

EXISTING INSTALLATION

Most of the heat used for non-electric heating results from the combustion of hydrocarbons. The combustion of gas mainly emits water vapor and carbon dioxide (CO₂). Thus, Morocco notes a weakness of non-renewable resources.

The system is equipped with two propane gas boilers with an output of 800 kW.

- Annual propane consumption is approximately 81.4 tonnes
- The average price of propane in Morocco during the year of operation is 12.9 MAD / kg
- The price paid for one year is: 1 050 000 MAD (Moroccan dirham)

NEW INSTALLATION

A heat pump (VRF) is a thermal machine that uses mechanical energy (compressor pumps) to extract low-temperature heat from an environment and restore it at a higher temperature to make it usable for heating needs.

We have installed a mix system between 30% geothermal heat pump and 70% aerothermal heat pump to guarantee energy performance.

The set temperature is 29 °C

The well is at 22 m, with a temperature of 15°C and a capacity of 20 m³/h

To estimate the calorific power to be installed, a heat balance must be carried out taking into account the most unfavorable external conditions of the year:

Thermal balance during the filling phase in order to deduce the calorific power required during filling P1.

Thermal balance enabling the calorific power required to maintain the temperature of the pool water at 28°C during the operating period P2 to be deduced.

With:

Estimation of the heating capacity during the filling phase in 72 hours:

P1 = Surface losses + Wall heat losses + Water and concrete heating - Solar gains

P1 = 441kW.

Estimation of the heating capacity to maintain the pool at 28°C :

P2 = Surface losses + Wall heat losses + Renewed water heater - Solar gains

Surface losses = Losses by evaporation + losses by convection + losses by radiation

Evaporation loss- source ASHRAE 2019:

kW $P_{evap} = 190,73$

Losses by convection:

kW $P_{conv} = 83,75$

Radiation losses:

kW $P_{ray} = 58,66$

Surface losses = 333.14 kW

-Losses through the walls of the basin: kW

$$Q = 6,5$$

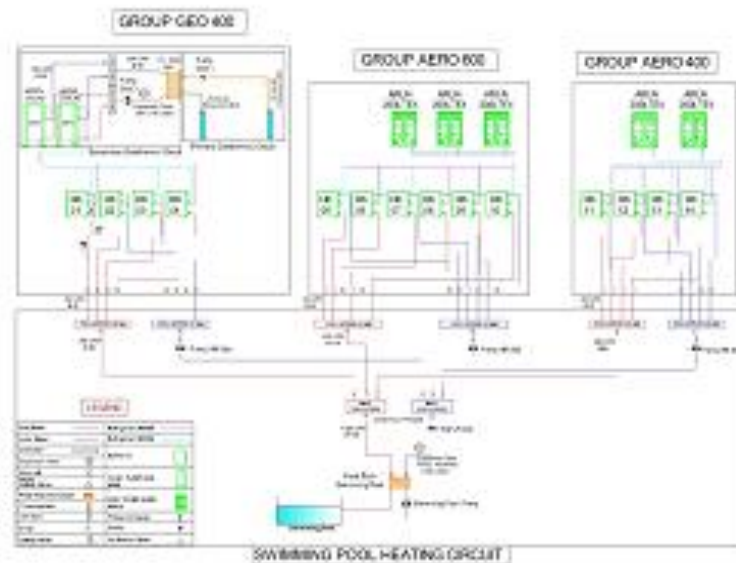
-Water heating renewed:

-Solar gains (in winter) = 0 W

$$P2 = 341.99 \text{ kW}$$

$$P2 = 341.99 \text{ kW}$$

- Installation diagram:



The entire facility contained:

- 2 geothermal unit to make the exchange with the exchanger through softened water, and with the hydro kits through the refrigerant. The capacity of each outdoor unit is 63 kW.
- 5 aeraulic units to make the heat exchange with air and with the hydro kits through the refrigerant. The calorific power for each group is 63 kW.
- An exchanger to exchange heat between the geothermal groups and the wells.

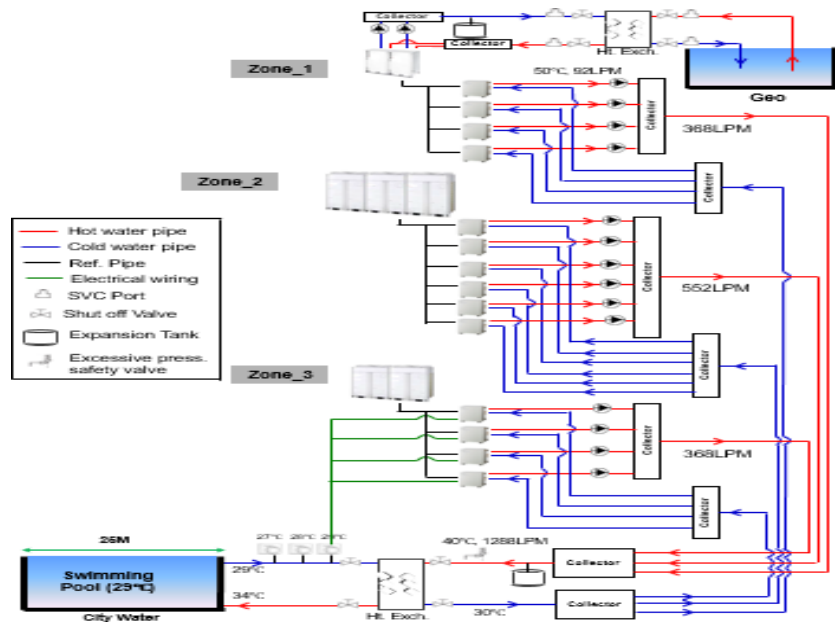
The capacity needed to heat the pool in 72 hours is $P1 = 411.93 \text{ kW}$, while the temperature maintenance capacity is $P2 = 341.99 \text{ kW}$. The largest capacity is used to select the equipment to be installed. Therefore, we installed a capacity of $P = 441 \text{ kW}$

- 14 hydro kits for the exchange between hot water and refrigerant.
- A submersible pump designed to fetch hot water from a depth where it is impossible to suck it from the surface.
- A circulation pumps to float hot water in the pipes.
- The flow switches make it possible to check the presence of a minimum flow in the installation

Swimming Pool Heating using Geothermal Source VRF Heat-Pump in Morocco Part 2 (Boiler Replacement ROI Calculation)

- The safety valves for pressure release in case of overheating of the installation.
- The manometers to measure the pressure.
- The thermometers to measure the temperature.
- The automatic air vents that allow the installation to operate in the best conditions. It eliminates air, the presence of which disrupts heat exchange, which causes noise and promotes circuit corrosion
- Expansion tanks to absorb variations in the volume of water due to temperature changes in the installation.
- Anti-vibration sleeves for absorbing the vibration of circuits and pumps.
- Non-return valves to control the direction of circulation.
- Balancing valves to control the flow and pressure.
- Drain valves.
- Shut-off valves to isolate the circuit.
- The collectors to accumulate and distribute water.

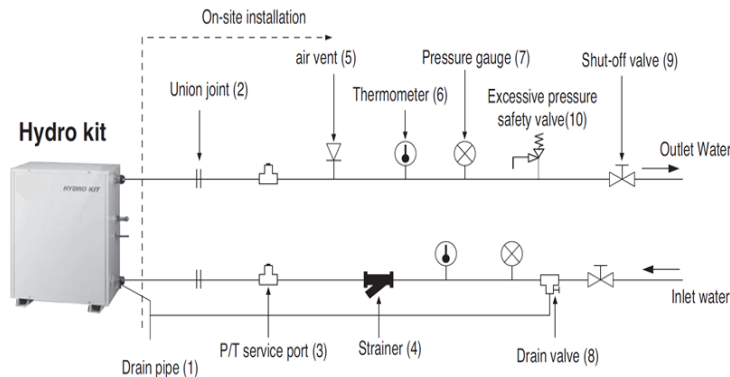
After studying the system for two years, the diagram below clearly defines additional guidelines to optimize the performance of the entire system.



- 2 Heat exchangers are recommended nearby swimming pool. During maintenance, 2nd heat exchanger can allow the operation.
- We recommend to design heat exchanger near swimming pool based on 40°C inlet temp. (Originally, inlet temp. was 38°C)

- In each zone, we recommend to add a pump. During maintenance, the pump can allow the operation.
- We recommend to use water piping expertise in order to maintain installation quality.
- Expansion tank needs to be designed based on total piping length and water volume.
- It is not necessary to install excessive pressure safety valve in each pipe. We recommend to install in main line.

Hydrokit Water Piping installation :



- For the water pipe system, we used a closed loop type.
- For the drain pipe size, we used the same diameter as the product connected or larger.
- We installed a natural drainage so that the drained water does not back flows.
- To replace the connected device easily, we installed the union joint.
- We installed the service port to clean the heat exchanger at each inlet and outlet of the water pipe.
- We installed the strainer on the horizontal pipe. (When dirt, trash, rusted pieces get into the water pipe system, it can cause problems to the product by corroding the metallic material.)
- We installed the air vent at the top of the water pipe. If the air vent is not installed at the top of the water pipe, there would be a lot of bubble in the water pipe. So a plate heat exchanger burst may happen because of the reduction of water flow rate(CH 14 is displayed in the remote controller) caused by a lot of bubble in the water pipe.
- We installed a thermometer and pressure gauge at the inlet and outlet of the water pipe.
- We installed the drain valve that can be used for draining the water inside when replacing the part or providing service.
- We installed the shut-off valve to block the water by closing the valve when replacing the part or cleaning.

- We installed excessive pressure safety valve that meets the design water pressure to prevent unit or water pipe damage at the pressure increase inside the water pipe system.
- The investment cost including equipment, installation and maintenance is: 2 000 000 MAD
 - The gain in invoice in 1 year: 1 049 775.31 MAD /year
 - Payback time (ROI) is approximately 1.9 years (22.86 months)

ROI CALCULATION

For the ground heat source heat pumps, the heat is taken from a well, this heat is then transferred by the heat pump to the hot water circuit of the heating installation.

We have 2 outdoor units, the heat output of each outdoor unit is 63 kW. [3]

The air-water heat pump is a system that relies on the use of calories contained in the outside air to heat the water that is present in the heating network.

We have 5 outdoor units, the heat output of each outdoor unit is 63 kW. [4]

- The annual average consumption during two years is approximately 204,262 kW
- The average price of electricity in Morocco is about 1.1 MAD / kWh
- The price paid for one year is: 224 688.2 MAD

CONCLUSIONS

Very low-temperature geothermal energy in Morocco allows the production of thermal energy in a sustainable way. Indeed, the installation of geothermal heat pumps instead of boilers gives us a return on investment time generally less than 2 years.

REFERENCES

- [1] The Thermal Regulation of Construction in Morocco <https://www.amee.ma/sites/default/files/inline-files/guide%20chaffage%20ventilation%20et%20cilmatisation.pdf>
- [2] 2019 ASHRAE HANDBOOK Heating, Ventilating, and Air-Conditioning Applications
- [3] LG MULTI V Water product Databook
- [4] LG MULTI V product Databook